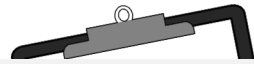
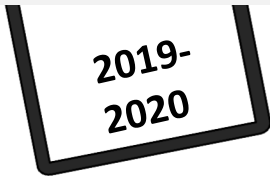


# Tobacco Retailer Characteristics

The first step in understanding the tobacco retail landscape is to assess what types of stores are selling tobacco in your community. Tobacco retailers encompass many different store types, and some of these retailers accept SNAP and/or WIC, two federal programs that provide food assistance to lower income persons and families. Many tobacco retailers also display tobacco advertisements both inside and outside of their stores. Exposure to tobacco advertising and marketing is associated with increased tobacco use, including youth tobacco initiation [1, 2].




**Anderson County, SC**  
**Number of Assessments:**  
 113



**2019-2020**


## TYPES OF TOBACCO RETAILERS ASSESSED


 **68.1%**  
 Convenience


 **2.7%**  
 Drug or pharmacy

 **1.8%**  
 Alcohol

 **13.3%**  
 Grocery

 **10.6%**  
 Mass merchandiser

 **2.7%**  
 Tobacco shop

 **0%**  
 Hookah lounge

 **0%**  
 Vape shop

 **0.9%**  
 Other



## WIC AND SNAP

**68.1%**  
 of retailers  
 accepted SNAP



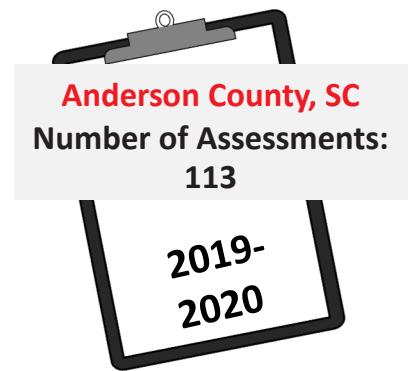
**28.3%**  
 of retailers  
 accepted WIC

## EXTERIOR ADS

**62.8%**  
 of retailers had  
 exterior tobacco advertising



# Product Availability

There are many different types of tobacco products available and advertised in stores. Many tobacco products are available in a variety of flavors, such as sweet, fruit, candy, mint, or menthol flavors as well as other foods, beverages, spices, and herbs. Flavored tobacco products are more appealing to youth and young adults [3] and play a significant role in youth initiation of tobacco use [4].



## PERCENT OF RETAILERS ASSESSED SELLING

|   |                     |                          |
|---|---------------------|--------------------------|
| <b>Cigarettes</b>                           | <b>E-cigarettes</b> | <b>Smokeless tobacco</b> |
| <b>99.1%</b>                                | <b>54.0%</b>        | <b>93.8%</b>             |
| <b>Cigarillos, little cigars, or blunts</b> |                     | <b>Large cigars</b>      |
| <b>91.2%</b>                                |                     | <b>43.4%</b>             |

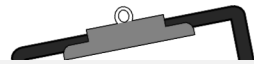


## FLAVORED PRODUCTS


|   |                     |                          |
|---|---------------------|--------------------------|
| <b>Menthol Cigarettes</b>                   | <b>E-cigarettes</b> | <b>Smokeless tobacco</b> |
| <b>99.1%</b>                                | <b>91.8%</b>        | <b>95.3%</b>             |
| <b>Cigarillos, little cigars, or blunts</b> |                     | <b>Large cigars</b>      |
| <b>98.1%</b>                                |                     | <b>75.5%</b>             |

# Price & Promotions

Increasing the price of cigarettes and other tobacco products is one of the most effective ways to reduce tobacco consumption and initiation and increase smoking cessation [5-8]. For every 10% increase in the price of cigarettes, adult smoking decreases by 3-5%, and youth smoking decreases by 6-7% [9]. However, price promotions such as multi-pack offers, discounts, and coupons may significantly decrease the cost of tobacco products.



**Anderson County, SC**  
Number of Assessments:  
113



2019-  
2020

## AVERAGE REPORTED PRICES




**\$4.22**

Cheapest cigarette pack



**\$9.06**

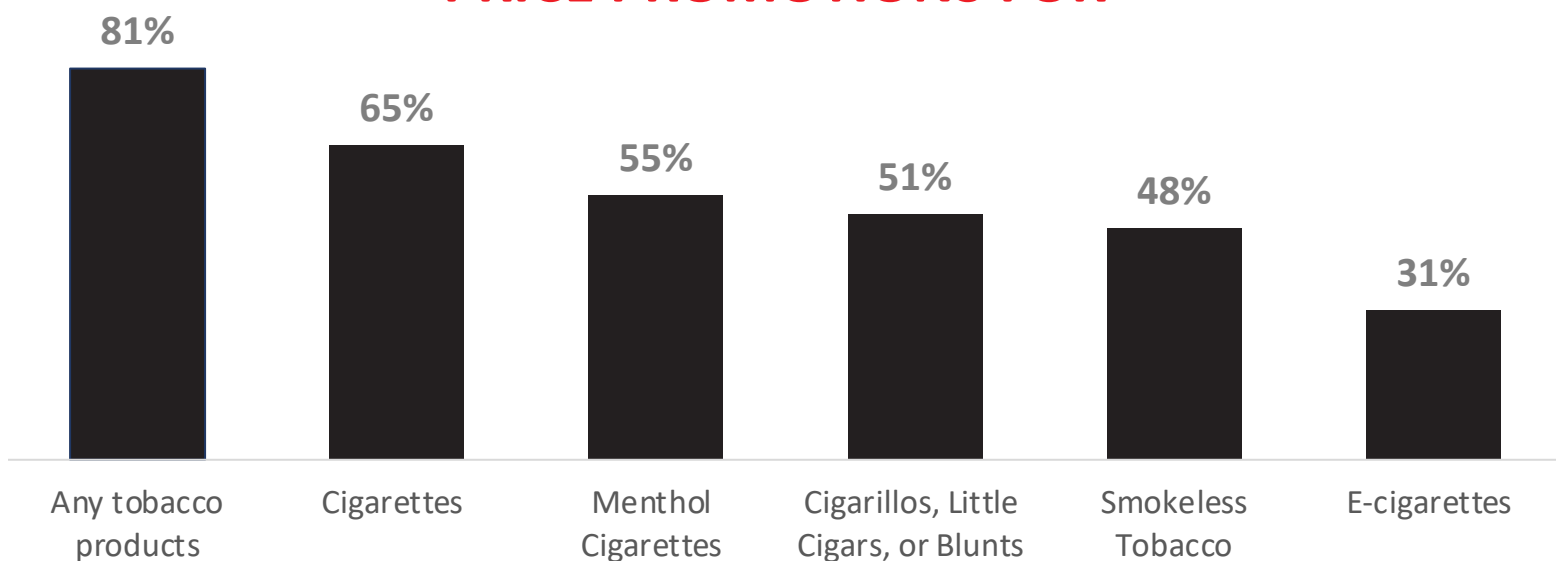
Blu disposable menthol e-cigarette



**\$6.13**

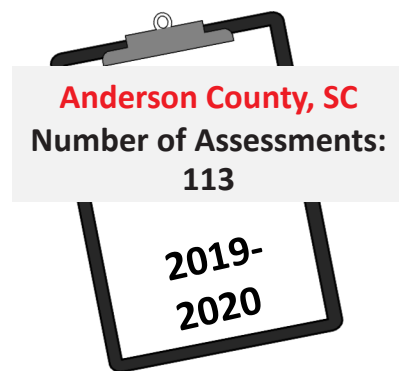
Newport menthol pack

## PERCENT OF RETAILERS ASSESSED WITH PRICE PROMOTIONS FOR




# Youth Appeal

The tobacco industry relies on recruiting youth to replace the 480,000 people in the US who die each year due to the use of their products [10, 11]. While the 1998 Master Settlement Agreement prohibits tobacco companies from directly targeting youth with mascots like Joe Camel [12], their products are still designed and marketed in ways that are appealing to kids. The tobacco industry sells products in sweet, candy-like flavors and at cheap prices; markets products in kids' direct line of sight; and places tobacco products where youth can easily reach.



## PERCENT OF RETAILERS ASSESSED WITH



**28.6%** tobacco product advertisements within 3 feet of the floor (i.e., kid's eye-level)

**21.4%** tobacco products near youth-oriented products

**15.2%** self-service displays

## PERCENT OF RETAILERS ASSESSED SELLING

**87.3%** cigarillos, little cigars, or blunts for less than \$1


**87.3%** single cigarillos, little cigars, or blunts

## FLAVORED PRODUCTS



**99.1%** menthol cigarettes

**98.1%** flavored cigarillos, little cigars, or blunts



**91.8%** flavored e-cigarettes

**95.3%** flavored smokeless tobacco

# Analysis and Visual Notes

## DATA ANALYSIS DETAILS

Data analysis was completed by Counter Tools. Available store data rather than only complete store data was utilized in analysis; therefore, the total number of assessments summarized for each assessment item may vary depending on the amount of data that was available (or missing) for the particular assessment item.

## DATA PRESENTATION DETAILS

- Chew, snuff, dip, or snus are characterized as smokeless tobacco products.
- The presence of tobacco products within 3 feet of the floor is operationalized as kid’s eye-level.
- “Youth-oriented products” include products such as candy, gum, toys, stuffed animals, etc.
- Blu disposable e-cigarette is a specific brand of e-cigarettes.
- Newport Menthol is a specific brand of cigarettes.
- Flavored products may include flavors such as peach, grape, cherry, mint, menthol, wintergreen, etc.
- Average reported prices reflect those of retailers both selling *and* reporting the price of said product.
- Self-service displays refer to tobacco products that are openly displayed or stored in a manner that is physically accessible to the purchaser without needing the assistance of the store clerk/ employee (e.g., open or unlocked racks, shelves, counter-top displays, vending machines).

## CITATIONS

- [1] National Cancer Institute. The Role of the Media in Promoting and Reducing Tobacco Use. Tobacco Control Monograph No. 19. Bethesda, MD: U.S. Department of Health and Human Services, National Institutes of Health, National Cancer Institute. NIH Pub. No. 07-6242, June 2008. [https://cancercontrol.cancer.gov/brp/tcrb/monographs/19/m19\\_complete.pdf](https://cancercontrol.cancer.gov/brp/tcrb/monographs/19/m19_complete.pdf)
- [2] U.S. Department of Health and Human Services. Preventing Tobacco Use Among Youth and Young Adults: A Report of the Surgeon General. Atlanta, GA: U.S. Department of Health and Human Services, Centers for Disease Control and Prevention, National Center for Chronic Disease Prevention and Health Promotion, Office on Smoking and Health, 2012. [https://www.ncbi.nlm.nih.gov/books/NBK99237/pdf/Bookshelf\\_NBK99237.pdf](https://www.ncbi.nlm.nih.gov/books/NBK99237/pdf/Bookshelf_NBK99237.pdf)
- [3] Villanti AC, Richardson A, Vallone DM, & Rath JM. 2013. Flavored tobacco product use among U.S. young adults. *American Journal of Preventive Medicine*, 44(4):388-391. doi:10.1016/j.amepre.2012.11.031
- [4] Ambrose BK, Day HR, Rostron B...Villanti, A. 2015. Flavored tobacco product use among US youth aged 12-17 years, 2013-2014. *Journal of the American Medical Association*, 314(17):1871–1873. doi:10.1001/jama.2015.13802
- [5] Jawad M, Lee JT, Glantz S, & Millett C. 2018. Price elasticity of demand of non-cigarette tobacco products: a systematic review and meta-analysis. *Tobacco Control*, 27(6):689-695. doi: 10.1136/tobaccocontrol-2017-054056
- [6] Cavazos-Rehg PA, Krauss MJ, Spitznagel EL...Chaloupka, FJ. 2014. Differential effects of cigarette price changes on adult smoking behaviours. *Tobacco Control*, 23:113-118. doi:10.1136/tobaccocontrol-2012-050517
- [7] Tynan MA, Ribisl KM, & Loomis BR. 2013. Impact of cigarette minimum price laws on the retail price of cigarettes in the USA. *Tobacco Control*, 22, e78-85. doi:10.1136/tobaccocontrol-2012-050554
- [8] Chaloupka FJ, Kostova D, & Shang C. 2014. Cigarette excise tax structure and cigarette prices: evidence from the global adult tobacco survey and the U.S. National Adult Tobacco Survey. *Nicotine & Tobacco Research*, 16 Suppl 1, S3-9. doi:10.1093/ntr/ntt121
- [9] Center for Public Health Systems Science. Pricing Policy: A Tobacco Control Guide. St. Louis: Center for Public Health Systems Science, George Warren Brown School of Social Work at Washington University in St. Louis and the Tobacco Control Legal Consortium; 2014. <http://publichealthlawcenter.org/sites/default/files/resources/tclc-guide-pricing-policy-WashU-2014.pdf>
- [10] Truth Tobacco Industry Documents. The importance of younger adults. RJ Reynolds Records. <https://www.industrydocumentslibrary.ucsf.edu/tobacco/docs/jzvl0056>
- [11] US Department of Health and Human Services. The health consequences of smoking—50 years of progress: a report of the Surgeon General. Atlanta, GA: US Department of Health and Human Services, CDC, Coordinating Center for Health Promotion, National Center for Chronic Disease Prevention and Health Promotion, Office on Smoking and Health, 2014. <http://www.surgeongeneral.gov/library/reports/50-years-of-progress/full-report.pdf>
- [12] Public Health Law Center. Saint Paul, MN. The Master Settlement Agreement: An overview; 2015. <http://www.publichealthlawcenter.org/sites/default/files/resources/tclc-fs-msa-overview-2015.pdf>